

FORM NO. MGT-7

[Pursuant to sub-Section(1) of section 92 of the Companies Act, 2013 and sub-rule (1) of rule 11of the Companies (Management and Administration) Rules, 2014]



Annual Return (other than OPCs and Small Companies)

Form language ☒ English ☐ Hindi

Refer the instruction kit for filing the form.

I. REGISTRATION AND OTHER DETAILS

(i) * Corporate Identification Number (CIN) of the company

L85110KA1924PLC001128

Pre-fill

Global Location Number (GLN) of the company

* Permanent Account Number (PAN) of the company

AABCT5589K

(ii) (a) Name of the company

THE KARNATAKA BANK LIMITED

(b) Registered office address

KARNATAKA BANK LIMITED,REGD. AND HEAD OFFICE P.B.NO.599,MA
HAVEERA CIRCLE NA
KANKANADY MANGALORE
Karnataka
575002

(c) *e-mail ID of the company

comsec@ktnbank.com

(d) *Telephone number with STD code

08242228222

(e) Website

https://karnatakabank.com/

(iii) Date of Incorporation

18/02/1924

(iv)	Type of the Company	Category of the Company	Sub-category of the Company
	Public Company	Company limited by shares	Indian Non-Government company

(v) Whether company is having share capital

☒ Yes

☐ No

(vi) *Whether shares listed on recognized Stock Exchange(s)

☒ Yes

☐ No

(a) Details of stock exchanges where shares are listed

S. No.	Stock Exchange Name	Code
1	NATIONAL STOCK EXCHANGE OF INDIA LIMITED	
2	BSE LIMITED	

(b) CIN of the Registrar and Transfer Agent

U74900TN2015PTC101466

Pre-fill

Name of the Registrar and Transfer Agent

INTEGRATED REGISTRY MANAGEMENT SERVICES PRIVATE LIMITED

Registered office address of the Registrar and Transfer Agents

2nd Floor Kences Towers ,1 Ramakrishna Street
North Usman Road T Nagar

(vii) *Financial year From date 01/04/2023 (DD/MM/YYYY) To date 31/03/2024 (DD/MM/YYYY)

(viii) *Whether Annual general meeting (AGM) held ☐ Yes ☒ No

(a) If yes, date of AGM

(b) Due date of AGM

30/09/2024

(c) Whether any extension for AGM granted ☐ Yes ☒ No

(f) Specify the reasons for not holding the same

II. PRINCIPAL BUSINESS ACTIVITIES OF THE COMPANY

*Number of business activities

1

S.No	Main Activity group code	Description of Main Activity group	Business Activity Code	Description of Business Activity	% of turnover of the company
1	K	Financial and insurance Service	K1	Banking activities by Central, Commercial and Saving banks	100

III. PARTICULARS OF HOLDING, SUBSIDIARY AND ASSOCIATE COMPANIES (INCLUDING JOINT VENTURES)

*No. of Companies for which information is to be given

1

Pre-fill All

S.No	Name of the company	CIN / FCRN	Holding/ Subsidiary/Associate/ Joint Venture	% of shares held
1	KBL SERVICES LIMITED	U74900KA2020PLC135108	Subsidiary	100

IV. SHARE CAPITAL, DEBENTURES AND OTHER SECURITIES OF THE COMPANY

(i) *SHARE CAPITAL

(a) Equity share capital

Particulars	Authorised capital	Issued capital	Subscribed capital	Paid up capital
Total number of equity shares	600,000,000	377,378,479	377,266,508	377,249,958
Total amount of equity shares (in Rupees)	6,000,000,000	3,773,784,790	3,772,665,080	3,772,499,580

Number of classes

1

Class of Shares	Authorised capital	Issued capital	Subscribed capital	Paid up capital
Number of equity shares	600,000,000	377,378,479	377,266,508	377,249,958
Nominal value per share (in rupees)	10	10	10	10
Total amount of equity shares (in rupees)	6,000,000,000	3,773,784,790	3,772,665,080	3,772,499,580

(b) Preference share capital

Particulars	Authorised capital	Issued capital	Subscribed capital	Paid-up capital
Total number of preference shares	0	0	0	0
Total amount of preference shares (in rupees)	0	0	0	0

Number of classes

0

Class of shares	Authorised capital	Issued capital	Subscribed capital	Paid up capital
Number of preference shares				
Nominal value per share (in rupees)				
Total amount of preference shares (in rupees)				

(c) Unclassified share capital

Particulars	Authorised Capital
Total amount of unclassified shares	0

(d) Break-up of paid-up share capital

Class of shares	Number of shares			Total nominal amount	Total Paid-up amount	Total premium
Equity shares	Physical	DEMAT	Total			
At the beginning of the year	13,779,400	298,563,221	312342621	3,123,426,2	3,123,426,;	
		+		+	+	
Increase during the year	0	38,475,619	38475619	649,073,370	649,073,370	0
i. Pubic Issues	0	0	0	0	0	0
ii. Rights issue	0	0	0	0	0	0
iii. Bonus issue	0	0	0	0	0	0
iv. Private Placement/ Preferential allotment	0	37,172,862	37172862	371,728,620	371,728,62	
				+	+	
v. ESOPs	0	1,302,757	1302757	13,027,570	13,027,570	
					+	
vi. Sweat equity shares allotted	0	0	0	0	0	0
vii. Conversion of Preference share	0	0	0	0	0	0
viii. Conversion of Debentures	0	0	0	0	0	0
ix. GDRs/ADRs	0	0	0	0	0	0
x. Others, specify				264,317,180	264,317,180	0
QIP				+	+	
Decrease during the year	0	0	0	0	0	0
i. Buy-back of shares	0	0	0	0	0	0
ii. Shares forfeited	0	0	0	0	0	0
iii. Reduction of share capital	0	0	0	0	0	0
iv. Others, specify						
At the end of the year	13,779,400	337,038,840	350818240	3,772,499,5	3,772,499,;	
Preference shares						
At the beginning of the year	0	0	0	0	0	
Increase during the year	0	0	0	0	0	0
i. Issues of shares	0	0	0	0	0	0
ii. Re-issue of forfeited shares	0	0	0	0	0	0

iii. Others, specify						
Decrease during the year	0	0	0	0	0	0
i. Redemption of shares	0	0	0	0	0	0
ii. Shares forfeited	0	0	0	0	0	0
iii. Reduction of share capital	0	0	0	0	0	0
iv. Others, specify						
At the end of the year	0	0	0	0	0	

ISIN of the equity shares of the company

INE614B01018

(ii) Details of stock split/consolidation during the year (for each class of shares)

0

Class of shares		(i)	(ii)	(iii)
Before split / Consolidation	Number of shares			
	Face value per share			
After split / Consolidation	Number of shares			
	Face value per share			

(iii) Details of shares/Debentures Transfers since closure date of last financial year (or in the case of the first return at any time since the incorporation of the company) *

☐

Nil

[Details being provided in a CD/Digital Media]

☐

Yes

☐

No

☐

Not Applicable

Separate sheet attached for details of transfers

☐

Yes

☐

No

Note: In case list of transfer exceeds 10, option for submission as a separate sheet attachment or submission in a CD/Digital Media may be shown.

Date of the previous annual general meeting

Date of registration of transfer (Date Month Year) <input type="text"/>			
Type of transfer	<input type="text"/>	1 - Equity, 2- Preference Shares,3 - Debentures, 4 - Stock	
Number of Shares/ Debentures/ Units Transferred	<input type="text"/>	Amount per Share/ Debenture/Unit (in Rs.)	<input type="text"/>
Ledger Folio of Transferor		<input type="text"/>	
Transferor's Name	<input type="text"/>	<input type="text"/>	<input type="text"/>
	Surname	middle name	first name
Ledger Folio of Transferee		<input type="text"/>	
Transferee's Name	<input type="text"/>	<input type="text"/>	<input type="text"/>
	Surname	middle name	first name

Date of registration of transfer (Date Month Year) <input type="text"/>			
Type of transfer	<input type="text"/>	1 - Equity, 2- Preference Shares,3 - Debentures, 4 - Stock	
Number of Shares/ Debentures/ Units Transferred	<input type="text"/>	Amount per Share/ Debenture/Unit (in Rs.)	<input type="text"/>
Ledger Folio of Transferor		<input type="text"/>	
Transferor's Name	<input type="text"/>	<input type="text"/>	<input type="text"/>
	Surname	middle name	first name
Ledger Folio of Transferee		<input type="text"/>	
Transferee's Name	<input type="text"/>	<input type="text"/>	<input type="text"/>
	Surname	middle name	first name

(iv) *Debentures (Outstanding as at the end of financial year)

Particulars	Number of units	Nominal value per unit	Total value
Non-convertible debentures	300	10000000	3,000,000,000
Partly convertible debentures	0		0
Fully convertible debentures	0		0
Total			3,000,000,000

Details of debentures

Class of debentures	Outstanding as at the beginning of the year	Increase during the year	Decrease during the year	Outstanding as at the end of the year
Non-convertible debentures	10,200,000,000	0	7,200,000,000	3,000,000,000
Partly convertible debentures	0	0	0	0
Fully convertible debentures	0	0	0	0

(v) Securities (other than shares and debentures)

0

Type of Securities	Number of Securities	Nominal Value of each Unit	Total Nominal Value	Paid up Value of each Unit	Total Paid up Value
Total					

V. *Turnover and net worth of the company (as defined in the Companies Act, 2013)**(i) Turnover**

1,710,594,838,096.69

(ii) Net worth of the Company

103,436,764,032.69

VI. (a) *SHARE HOLDING PATTERN - Promoters

S. No.	Category	Equity		Preference	
		Number of shares	Percentage	Number of shares	Percentage
1.	Individual/Hindu Undivided Family				
	(i) Indian	0	0	0	
	(ii) Non-resident Indian (NRI)	0	0	0	
	(iii) Foreign national (other than NRI)	0	0	0	

2.	Government				
	(i) Central Government	0	0	0	
	(ii) State Government	0	0	0	
	(iii) Government companies	0	0	0	
3.	Insurance companies	0	0	0	
4.	Banks	0	0	0	
5.	Financial institutions	0	0	0	
6.	Foreign institutional investors	0	0	0	
7.	Mutual funds	0	0	0	
8.	Venture capital	0	0	0	
9.	Body corporate (not mentioned above)	0	0	0	
10.	Others	0	0	0	
	Total	0	0	0	0

Total number of shareholders (promoters)

0

(b) *SHARE HOLDING PATTERN - Public/Other than promoters

S. No.	Category	Equity		Preference	
		Number of shares	Percentage	Number of shares	Percentage
1.	Individual/Hindu Undivided Family				
	(i) Indian	198,586,466	52.64	0	
	(ii) Non-resident Indian (NRI)	7,578,284	2.01	0	
	(iii) Foreign national (other than NRI)	0	0	0	
2.	Government				
	(i) Central Government	0	0	0	
	(ii) State Government	0	0	0	
	(iii) Government companies	0	0	0	
3.	Insurance companies	50,156,250	13.3	0	

4.	Banks	736	0	0	
5.	Financial institutions	76,381	0.02	0	
6.	Foreign institutional investors	71,147,511	18.86	0	
7.	Mutual funds	36,728,899	9.74	0	
8.	Venture capital	0	0	0	
9.	Body corporate (not mentioned above)	12,757,678	3.38	0	
10.	Others clearing members, trusts, ur +	217,753	0.06	0	
	Total	377,249,958	100.01	0	0

Total number of shareholders (other than promoters)

300,872

**Total number of shareholders (Promoters+Public/
Other than promoters)**

300,872

(c) *Details of Foreign institutional investors' (FIIs) holding shares of the company

0

Name of the FII	Address	Date of Incorporation	Country of Incorporation	Number of shares held	% of shares held

VII. *NUMBER OF PROMOTERS, MEMBERS, DEBENTURE HOLDERS (Details, Promoters, Members (other than promoters), Debenture holders)

Details	At the beginning of the year	At the end of the year
Promoters	0	0
Members (other than promoters)	235,104	300,872
Debenture holders	5,465	300

VIII. DETAILS OF DIRECTORS AND KEY MANAGERIAL PERSONNEL

(A) *Composition of Board of Directors

Category	Number of directors at the beginning of the year		Number of directors at the end of the year		Percentage of shares held by directors as at the end of year	
	Executive	Non-executive	Executive	Non-executive	Executive	Non-executive
A. Promoter	0	0	0	0	0	0
B. Non-Promoter	0	0	0	0	0	0

(i) Non-Independent	0	0	0	0	0	0
(ii) Independent	0	0	0	0	0	0
C. Nominee Directors representing	0	0	0	0	0	0
(i) Banks & FIs	0	0	0	0	0	0
(ii) Investing institutions	0	0	0	0	0	0
(iii) Government	0	0	0	0	0	0
(iv) Small share holders	0	0	0	0	0	0
(v) Others	0	0	0	0	0	0
Total	0	0	0	0	0	0

Number of Directors and Key managerial personnel (who is not director) as on the financial year end date




13

(B) (i) *Details of directors and Key managerial personnel as on the closure of financial year

Name	DIN/PAN	Designation	Number of equity share(s) held	Date of cessation (after closure of financial year : If any)
Mr Sham K	BQMPK5051L	Company Secretar	3,895	
Mr Abhishek Sankar Bz	AHEPB7398F	CFO	0	
Mr Pradeep Kumar Par	03614568	Director	3,410	
Mr Srikrishnan Hari Ha	00318563	Managing Director	0	
Mr Sekhar Rao	06830595	Whole-time directo	0	
Mr Ashok B R	00415934	Director	1,650	
Mr A V Chandrashekar	08829073	Director	500	
Mrs Uma Shankar	07165728	Director	1,000	
Dr D S Ravindran	09057128	Director	400	
Mr Balakrishna Alse S	08438552	Director	500	
Mr Jeevandas Narayar	07656546	Director	200	
Mr K Gururaj Acharya	02952524	Director	2,842	
Mr Harish Hassan Visw	08742808	Director	0	

(ii) Particulars of change in director(s) and Key managerial personnel during the year

4

Name	DIN/PAN	Designation at the beginning / during the financial year	Date of appointment/ change in designation/ cessation	Nature of change (Appointment/ Change in designation/ Cessation)
Mr Mahabaleshwara 	07645317	Managing Director	14/04/2023	Cessation
Mr srikrishnan Hari H 	00318563	Managing Director	09/06/2023	Appointment
Mr Harish Hassan V 	08742808	Director	01/02/2024	Appointment
Mr Keshav K Desai	07427621	Director	18/02/2024	Cessation

IX. MEETINGS OF MEMBERS/CLASS OF MEMBERS/BOARD/COMMITTEES OF THE BOARD OF DIRECTORS

A. MEMBERS/CLASS /REQUISITIONED/NCLT/COURT CONVENED MEETINGS

Number of meetings held

1

Type of meeting	Date of meeting	Total Number of Members entitled to attend meeting	Attendance	
			Number of members attended	% of total shareholding
Annual General Meeting	29/08/2023			

B. BOARD MEETINGS

*Number of meetings held

16

S. No.	Date of meeting	Total Number of directors associated as on the date of meeting	Attendance	
			Number of directors attended	% of attendance
1	12/04/2023	11	11	100
2	26/05/2023	10	10	100
3	17/06/2023	11	11	100
4	24/07/2023	11	11	100
5	03/08/2023	11	10	90.91
6	30/08/2023	11	11	100
7	22/09/2023	11	11	100
8	02/11/2023	11	11	100
9	28/11/2023	11	11	100

S. No.	Date of meeting	Total Number of directors associated as on the date of meeting	Attendance	
			Number of directors attended	% of attendance
10	19/12/2023	11	11	100
11	23/01/2024	11	10	90.91
12	27/01/2024	11	11	100

C. COMMITTEE MEETINGS

Number of meetings held

77

S. No.	Type of meeting	Date of meeting	Total Number of Members as on the date of the meeting	Attendance	
				Number of members attended	% of attendance
1	Audit Committee	01/04/2023	5	5	100
2	Audit Committee	25/05/2023	5	5	100
3	Audit Committee	16/06/2023	5	5	100
4	Audit Committee	02/08/2023	5	5	100
5	Audit Committee	17/08/2023	5	5	100
6	Audit Committee	01/11/2023	5	5	100
7	Audit Committee	03/11/2023	5	5	100
8	Audit Committee	18/12/2023	5	5	100
9	Audit Committee	22/01/2024	5	5	100
10	Audit Committee	11/03/2024	6	6	100

X. *REMUNERATION OF DIRECTORS AND KEY MANAGERIAL PERSONNEL

☐ Nil

Number of Managing Director, Whole-time Directors and/or Manager whose remuneration details to be entered

3

S. No.	Name	Designation	Gross Salary	Commission	Stock Option/ Sweat equity	Others	Total Amount
1	Mr Srikrishnan Hari	Managing Director	14,102,855			1,255,016	15,357,871
2	Mr Sekhar Rao	Executive Director	6,363,600			1,154,400	7,518,000
3	Mr. Mahabaleshwar	Managing Director	327,600			2,796,120	3,123,720
	Total		20,794,055	0	0	5,205,536	25,999,591

Number of CEO, CFO and Company secretary whose remuneration details to be entered

2

S. No.	Name	Designation	Gross Salary	Commission	Stock Option/ Sweat equity	Others	Total Amount
1	Mr Abhishek Sanka	CFO	5,000,004			113,000	5,113,004
2	Mr Sham K	CS	3,397,221.48				3,397,221.48
	Total		8,397,225.48			113,000	8,510,225.48

Number of other directors whose remuneration details to be entered

10

S. No.	Name	Designation	Gross Salary	Commission	Stock Option/ Sweat equity	Others	Total Amount
1	Mr Pradeep Kumar	Chairman	1,500,000			3,140,000	4,640,000
2	Mr Ashok B R	Director				3,680,000	3,680,000
3	Mr A V Chandrashe	Director				2,840,000	2,840,000
4	Mrs Uma Shankar	Director				3,160,000	3,160,000
5	Mr Balakrishna Alse	Director				4,100,000	4,100,000
6	Dr D S Ravindran	Director				3,000,000	3,000,000
7	Mr Jeevandas Nara	Director				4,100,000	4,100,000
8	Mr K Gururaj Achar	Director				3,320,000	3,320,000
9	Mr Harish Hassan V	Director				560,000	560,000
10	Mr. Keshav Krishna	Director				2,700,000	2,700,000
	Total		1,500,000			30,600,000	32,100,000

XI. MATTERS RELATED TO CERTIFICATION OF COMPLIANCES AND DISCLOSURES

* A. Whether the company has made compliances and disclosures in respect of applicable provisions of the Companies Act, 2013 during the year ☒ Yes ☐ No

B. If No, give reasons/observations

XII. PENALTY AND PUNISHMENT - DETAILS THEREOF

(A) DETAILS OF PENALTIES / PUNISHMENT IMPOSED ON COMPANY/DIRECTORS /OFFICERS ☒ Nil

Name of the company/ directors/ officers	Name of the court/ concerned Authority	Date of Order	Name of the Act and section under which penalised / punished	Details of penalty/ punishment	Details of appeal (if any) including present status

(B) DETAILS OF COMPOUNDING OF OFFENCES ☐ Nil

0

Name of the company/ directors/ officers	Name of the court/ concerned Authority	Date of Order	Name of the Act and section under which offence committed	Particulars of offence	Amount of compounding (in Rupees)

XIII. Whether complete list of shareholders, debenture holders has been enclosed as an attachment

☒ Yes ☐ No

XIV. COMPLIANCE OF SUB-SECTION (2) OF SECTION 92, IN CASE OF LISTED COMPANIES

In case of a listed company or a company having paid up share capital of Ten Crore rupees or more or turnover of Fifty Crore rupees or more, details of company secretary in whole time practice certifying the annual return in Form MGT-8.

Name

ULLAS KUMAR MELINAMOGARU

Whether associate or fellow

☐ Associate ☒ Fellow

Certificate of practice number

6640

I/We certify that:

(a) The return states the facts, as they stood on the date of the closure of the financial year aforesaid correctly and adequately.

(b) Unless otherwise expressly stated to the contrary elsewhere in this Return, the Company has complied with all the provisions of the Act during the financial year.

Declaration

I am Authorised by the Board of Directors of the company vide resolution no. ...

02

dated

26/05/2023

(DD/MM/YYYY) to sign this form and declare that all the requirements of the Companies Act, 2013 and the rules made thereunder in respect of the subject matter of this form and matters incidental thereto have been complied with. I further declare that:

1. Whatever is stated in this form and in the attachments thereto is true, correct and complete and no information material to the subject matter of this form has been suppressed or concealed and is as per the original records maintained by the company.
2. All the required attachments have been completely and legibly attached to this form.

Note: Attention is also drawn to the provisions of Section 447, section 448 and 449 of the Companies Act, 2013 which provide for punishment for fraud, punishment for false statement and punishment for false evidence respectively.

To be digitally signed by

Director

DIN of the director

00318563

To be digitally signed by

- ☒ Company Secretary
- ☐ Company secretary in practice

Membership number

25841

Certificate of practice number

Attachments

1. List of share holders, debenture holders
2. Approval letter for extension of AGM;
3. Copy of MGT-8;
4. Optional Attachement(s), if any

Attach

Attach

Attach

Attach

List of attachments

Remove attachment

Modify

Check Form

Prescrutiny

Submit

This eForm has been taken on file maintained by the Registrar of Companies through electronic mode and on the basis of statement of correctness given by the company

ANNEXURE TO ANNUAL RETURN AS ON/ FOR THE YEAR ENDED 31.03.2024

(FORM MGT-7)

Sl No. IV. SHARE CAPITAL, DEBENTURES AND OTHER SECURITIES OF THE COMPANY			
(iv)*Debentures (Outstanding as at the end of financial year)			
Particulars	Number of units	Nominal value per Unit (₹.)	Total value (₹.)
Non-convertible debentures (Series VII)	300	1,00,00,000	3,00,00,00,000
Partly convertible debentures	0	0	0
Fully convertible debentures	0	0	0
Total	300		300,00,00,000

Serial No. X. REMUNERATION OF DIRECTORS AND KEY MANAGERIAL PERSONNEL							
Number of Managing Director, Whole-time Directors and/or Manager whose remuneration details to be entered (Rs.)							
Sl. No	Name	Designation	Gross salary	Commission	Stock Option/ Sweat equity	Others	Total Amount
1	Mr. Srikrishnan Hari Hara Sarma*	Managing Director & CEO	14102855	0	0	1255016	15357871
2	Mr. Sekhar Rao	Executive Director	6363600	0	0	1154400**	7518000
3	Mr. Mahabaleshwara M.S.	Managing Director & CEO	327600			2796120***	3123720
	Total		20794055	0	0	5205536	25999591

* Mr.Srikrishnan Hari Hara Sarma has appointed as Managing Director & CEO of the Bank and he assumed charge w.e.f. 09-06-2023.

**Variable pay paid to Mr. Sekhar Rao during the year 2023-24 and contribution to Provident Fund.

*** Includes the Retirement Benefits like Gratuity and PL Encashment.

Serial No. X. REMUNERATION OF DIRECTORS AND KEY MANAGERIAL PERSONNEL							
Number of Managing Director, Whole-time Directors and/or Manager whose remuneration details to be entered							
Sl. No	Name	Designation	Gross salary	Commission	Stock Option/ Sweat equity	Others	Total Amount
2	Abhishek Sankar Bagchi§	CFO	5000004	0	0	113000*	5113004
4	Sham K*	Company Secretary	3397221.48	0	0	0	3397221.48
	Total		8397225.48	0	0	113000	8510225.48

*Variable pay paid during the year 2023-24

Serial No. IX-B- Board Meetings:				
Number of Board Meetings Held: 16				
Sl. No.	Date of the meeting	Total Number of Directors as on date of meeting	Attendance	
			Number of directors attended	% of attendance
1	12.04.2023	11	11	100
2	26.05.2023	10	10	100
3	17.06.2023	11	11	100
4	24.07.2023	11	11	100
5	03.08.2023	11	10	90.90
6	30.08.2023	11	11	100
7	22.09.2023	11	11	100
8	02.11.2023	11	11	100
9	28.11.2023	11	11	100
10	19.12.2023	11	11	100
11	23.01.2024	11	10	90.90
12	27.01.2024	11	11	100
13	04.03.2024	11	11	100
14	11.03.2024	11	11	100
15	15.03.2024	11	10	90.90
16	28.03.2024	11	11	100

Serial No. IX-C- Committee Meetings:
Number of meetings Held: 77

Sl. No.	Type of meeting	Date of the meeting	Total Number of Members as on date of meeting	Attendance	
				Number of members attended	% of attendance
1.	Audit Committee	01.04.2023	5	5	100
2.		25.05.2023	5	5	100
3.		16.06.2023	5	5	100
4.		02.08.2023	5	5	100
5.		17.08.2023	5	5	100
6.		01.11.2023	5	5	100
7.		03.11.2023	5	5	100
8.		18.12.2023	5	5	100
9.		22.01.2024	5	5	100
10.		11.03.2024	6	6	100
11.		13.03.2024	6	6	100
12.	Management Committee (Erstwhile Executive Committee)	02.05.2023	5	5	100
13.		06.06.2023	5	5	100
14.		20.07.2023	6	6	100
15.		10.08.2023	6	6	100
16.		22.09.2023	6	6	100
17.		08.11.2023	6	6	100
18.		12.12.2023	6	6	100
19.		17.01.2024	6	6	100
20.		13.02.2024	6	6	100
21.		20.03.2024	5	5	100
22.	Stakeholders & Customer Relations Committee (SCRC)	15.06.2023	5	5	100
23.		04.09.2023	7	7	100
24.		20.12.2023	7	7	100
25.		27.03.2024	5	5	100
26.	Risk & Capital Management Committee (RCMC)	20.04.2023	5	5	100
27.		26.06.2023	6	5	83.33
28.		30.08.2023	6	6	100
29.		22.09.2023	6	6	100
30.		14.12.2023	6	6	100
31.		11.03.2024	6	6	100
32.	Special Committee for Monitoring and Investigation of Large Value Frauds.	15.06.2023	5	5	100
33.		25.07.2023	6	6	100
34.		22.09.2023	6	6	100
35.		23.11.2023	6	5	83.33
36.		01.02.2024	6	6	100
37.	Review Committee For Identification Of Non-Co-Operative Borrower & Wilful Defaulter	15.06.2023	4	4	100
38.		04.09.2023	5	5	100
39.		20.12.2023	5	5	100

Sl. No.	Type of meeting	Date of the meeting	Total Number of Members as on date of meeting	Attendance	
				Number of members attended	% of attendance
40.		27.03.2024	4	4	100
41.	IT Strategy & Governance Committee	07.04.2023	5	5	100
42.		11.09.2023	5	4	80
43.		18.12.2023	5	4	80
44.		19.03.2024	5	5	100
45.	Corporate Social Responsibility (CSR) Committee	15.06.2023	4	4	100
46.		04.09.2023	5	5	100
47.		02.11.2023	5	5	100
48.		27.03.2024	5	5	100
49.	Nomination and Remuneration Committee (NRC)	10.04.2023	4	4	100
50.		16.06.2023	4	4	100
51.		20.07.2023	4	4	100
52.		02.11.2023	4	4	100
53.		14.12.2023	4	4	100
54.		22.01.2024	4	4	100
55.		30.03.2024	4	4	100
56.	Independent Directors	16.06.2023	8	8	100
57.		13.10.2023	8	8	100
58.		30.03.2024	8	8	100
59.	Centenary Year Celebration Committee	11.04.2023	4	4	100
60.		15.06.2023	4	4	100
61.		02.08.2023	5	5	100
62.		13.10.2023	5	5	100
63.		02.11.2023	5	5	100
64.		01.02.2024	5	5	100
65.	HR Committee	04.04.2023	4	4	100
66.		25.04.2023	4	4	100
67.		22.05.2023	4	4	100
68.		25.07.2023	5	5	100
69.		16.02.2024	5	5	100
70.		28.03.2024	5	5	100
71.	Committee of Directors	26.10.2023	5	5	100
72.		28.02.2024	5	5	100
73.		11.03.2024	5	5	100
74.		12.03.2024	5	5	100
75.		21.03.2024	5	5	100
76.		27.03.2024	5	5	100
77.		28.03.2024	5	5	100

SHARE CAPITAL, DEBENTURES AND OTHER SECURITIES OF THE COMPANY						
(d) Break-up of paid-up share capital						
Class of shares	Number of shares			Total nominal amount	Total Paid-up amount	Total premium
Equity shares	Physical	DEMAT	Total			
At the beginning of the year	13779400	298563221	312342621	3123426210	3123426210	-
Increase during the year						
On Account of Conversion of Physical shares into Demat and ESOP allotment made during the year	-	2031778				-
On Account of exercise of vested Stock Options by the Employees		1302757				
Issue of Equity Shares on a Preferential basis		37172862 (33400132+3772730)				
Issue of Equity Shares on a Qualified Institutions Placement basis		26431718				
Decrease during the year						
On Account of Conversion of Physical shares into Demat	2031778	-				
At the end of the year	11747622	365502336	377249958	3772499580	3772499580	-